

# MAXITECH EVO 386

**E** > **BRIGHT EVOLUTION**



Optional Remote Control  
99810024

## HELVI CONFIGURATION KIT

	EVO 386
Power source	Maxitech EVO 386 99850003
Ground cable	50mm <sup>2</sup> · 3m 43210144
Separate Wire Feeder	F4W (wheels included) 99420067
Interconnection cable	70mm <sup>2</sup> · 5,0 mt · water cooled 44890342
Cooler unit (with cooling liquid tank)	XL 99490024K
Trolley	Trolley HD 99900201
Configuration Kit Code	99855008K



## DRIVE ROLLS INCLUDED

Drive Rolls (mounted) 33805047  
Ø38 mm · 0,8 - 1,0 mm

Drive Rolls 33805048  
Ø38 mm · 1,2 - 1,6 mm

## OPTIONAL DUST FILTER

DUST FILTER 22800120



## OPTIONAL SOFTWARE UPGRADE



# MAXITECH

## RANGE

MULTIPROCESS 3PH

MAXITECH EVO 386			
Input Voltage	(3ph) 400V ± 10% 50/60Hz		
Power 60%	13 KVA		
	MMA	TIG	MIG
U <sub>o</sub>	60 V	12 V	60 V
Amp. Min-Max	10 ÷ 350 A	5 ÷ 350 A	30 ÷ 350 A
Duty Cycle 40°	350A 60% 300A 100%	350A 60% 300A 100%	350A 60% 300A 100%
Ø Aluminium	-	-	0,8 ÷ 1,6 mm
Ø Steel	-	-	0,8 ÷ 1,6 mm
Ø Flux Core	-	-	0,8 ÷ 1,6 mm
Ø Stainless Steel	-	-	0,8 ÷ 1,6 mm
Ø E	1,6 ÷ 6 mm	-	-
Electr. type	6013 - 7018 Cast Iron - CrNi		
Insulation	H		
Protec. degree	IP23S		
Dimens. (LxWxH)	1010x510x1510 mm		
Box (LxWxH)	Power source 810x390x630 mm Wire feeder 695x315x500 mm Cooler Unit 800x380x320 mm Trolley 510x1035x300 mm		
Weight box/net	Power source 42,7 / 40 kg Wire feeder 26 / 25 kg Cooler Unit 24,6 / 23,3 kg Trolley 38,6 / 37 kg		
Code	99855008K		

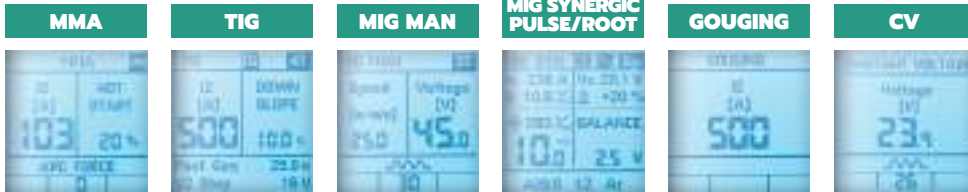
### EXTRA ACCESSORIES

99490023K	Cooler unit "HD" with generator support · 230/400/440 V · 50/60 Hz
21905100	Adjustable face shield <b>VISION 2.1</b> · 2 sensors
21905147	Adjustable face shield <b>VISION 4.1</b> · 4 sensors
21905151	Adjustable face shield <b>STORM VISION 4.1</b> · 4 sensors · powered AIR purifying respirator
21905133	HD welding gloves for TIG welding
21905134	HD welding gloves for MIG/MMA welding
23000431	MIG torch <b>TBi 360</b> · 4,0 meters
23000444	MIG torch <b>TBi 511</b> · 4,0 meters · water cooled
23000462	MIG torch <b>M3X 500 SC</b> · 3,0 meters · water cooled
23000460	MIG torch <b>M3X 500 SC</b> · 4,0 meters · water cooled
23000463	MIG torch <b>M3X 500 SC</b> · 5,0 meters · water cooled
23000471	Digital MIG torch <b>MM 555 W</b> · 3,0 meters · water cooled
23000472	Digital MIG torch <b>MM 555 W</b> · 4,0 meters · water cooled
23000473	Digital MIG torch <b>MM 555 W</b> · 5,0 meters · water cooled
23020157	TIG torch <b>Ergotig 26</b> · 4 m · 50 mm <sup>2</sup> · 200 Amp · air cooled
43205037K	Electrode holder · 5 m · 50 mm <sup>2</sup> · 500 Amp · connector 70 mm <sup>2</sup>
44890345	Interconnection cable · 50 mm <sup>2</sup> · 5,0 meters · water cooled
44890349	Interconnection cable · 70 mm <sup>2</sup> · 10,0 meters · water cooled
22905029	Pressure regulator CO <sub>2</sub>
22910014	Adaptor for gas bottle CO <sub>2</sub> Argon
33805054	Drive roll · Ø 38 mm · 0,8 - 1,0 mm · for Alu welding
33805055	Drive roll · Ø 38 mm · 1,0 - 1,2 mm · for Alu welding



# CONTROL PANEL

## POWER SOURCE



Process Selection · Selezione processo · Selección del proceso · Mode-Taste · Sélection du procédé


Process Submenu Selection · Selezione Sottomenu processo · Selección de submenú de proceso · Auswahl des Prozess-Untermenüs · Sélection du sous-menu de processus

Large LCD display · Ampio display LCD · Pantalla LCD · Graphisches Display · Afficheur graphique

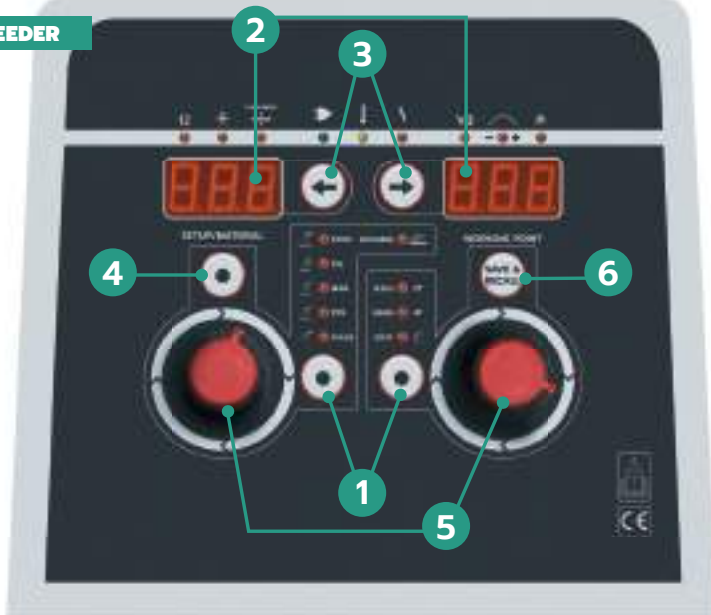
Navigation Key (menu setting) · Tasti navigazione (settaggio menu) · Botón de confirmaciOn Setup-Taste · Touche Setup

Regulation knob · Manopole di regolazione · Mandos de regulaci3n · Einstellknopfe Boutons de réglage

Parameters Save & Recall · Salvataggio e richiamo parametri · Memorias de programas del operador Speichern und Abrufen der Parameter · Enregistrement et rappel des points opérateur



## WIRE FEEDER



1 Process Selection · Selezione processo · Selección del proceso · Mode-Taste · Sélection du procédé

2 Large displays · Ampio display · Pantalla Graphisches Display · Écrans

3 Change parameter visualization key · Tasto per cambio visualizzazione parametri · Bot3n para cambiar la visualizaci3n de parámetros · Taste zur Parameteränderung Bouton pour changer l'affichage des paramètres

4 Navigation Key (menu setting) · Tasti setup (settaggio menu) Bot3n de confirmaci3n Setup-Taste · Touche Setup

5 Regulation knobs · Manopole di regolazione Mando de regulaci3n · Einstellknopfe · Boutons de réglage

6 Parameters Save & Recall · Salvataggio e richiamo parametri · Memorias de programas del operador Speichern und Abrufen der Parameter · Enregistrement et rappel des points opérateur