



SAFETY



Helvi Sp.A.

Viale Galileo Galilei, 123 - 36066 - Sandrigo (VI) Italy · Tel. (+39) 0444 666999 - Fax (+39) 0444 750070

www.helvi.com - info@helvi.com

WELDING MASKS



STORM VISION 4.1
21905151



VISION 4.1
21905147



SKY 4.0
21905148



VISION 2.1
21905100



SKY 2.0
21905125



RESPIRATOR SPECIFICATIONS ONLY FOR STORM VISION 4.1

2 levels airflow rate: **170 lpm** and **210 lpm**
Filter efficiency: **99,97%** · Battery duration: **9 h (170 lpm)**
Battery charge time: **1 h** · Weight: **1kg** · Approval: **EN12941- TH**



	STORM VISION 4.1	VISION 4.1	SKY 4.0	VISION 2.1	SKY 2.0
Optical class	1/1/1	1/1/1	1/1/2	1/1/2	1/1/2
Filter size	133 x 114 x 9 mm	133 x 114 x 9 mm	110 x 90 x 10 mm	110 x 90 x 9 mm	110 x 90 x 9 mm
Viewing Area	97 x 62 mm	97 x 62 mm	100 x 53 mm	98 x 44 mm	98 x 42 mm
Sensors	4	4	4	2	2
Light shade	3.5	3.5	4	3.5	4
Darkness shade	DIN 5 - 8 / 9 - 13	DIN 5 - 8 / 9 - 13	DIN 5 - 8 / 9 - 13	DIN 9 - 13	DIN 9 - 13
Grinding mode	YES · DIN 4 fixed	YES · DIN 4 fixed	YES	YES	YES
Protection adjustment	Internal (variable shade)	Internal (variable shade)	External (variable shade)	Internal (variable shade)	External (variable shade)
UV/IR protection	Up to DIN 16	Up to DIN 16	Up to DIN 16	Up to DIN 16	Up to DIN 16
Switching time from dark to light	1/25000 s	1/25000 s	1/25000 s	1/16000 s	1/25000 s
Switching time from light to dark	0.05 - 1.0 s	0.05 - 1.0 s	0.1 - 1.0 s	0.1 - 1.0 s	0.1 - 1.0 s
Sensitivity / Delay	Adjustable by infinite knob	Adjustable by infinite knob	Adjustable by infinite knob	Adjustable by infinite knob	Adjustable by infinite knob
Power supply	Solar cells + 2 CR2450 Lithium batt.	Solar cells + 2 CR2450 Lithium batt.	Solar cells + 1 CR2450 Lithium batt.	Solar cells + 2 Alkaline AAA batteries	Solar cells + 1 CR2032 batteries
ON/OFF	Manual ON · Auto OFF	Manual ON · Auto OFF	Auto ON/OFF	Auto ON/OFF	Auto ON/OFF
Low battery alarm	YES · Red pilot lamp	YES · Red pilot lamp	YES · Red pilot lamp	YES · Red pilot lamp	YES · Red pilot lamp
MIN Amp/TIG rating	≥ 2A AC/DC	≥ 2A AC/DC	≥ 5A AC/DC	≥ 5A AC/DC	≥ 10A AC/DC
SPARE PARTS AVAILABLE	STORM VISION 4.1	VISION 4.1	SKY 4.0	VISION 2.1	SKY 2.0
External Glass	21905076 · 133 x 114 x 1 mm	21905076 · 133 x 114 x 1 mm	21905168 · 120 x 104 x 1 mm	21905077 · 114 x 100 x 1,5 mm	21905128 · 177 x 104 mm
Internal Glass	21905079 · 96,9 x 65,7 x 1 mm	21905079 · 96,9 x 65,7 x 1 mm	21905169 · 105,6 x 58 x 0,8 mm	21905078 · 95,9 x 47,2 x 1 mm	21905129 · 101 x 49 mm

WELDING CLOTHING



Realizzati in 100% cotone con trattamento permanente ritardante di fiamma PROBAN®.



JACKET · 21905135

SIZES	48	50	52	54	56
	M	M/L	L	XL	XXL



Realizzati in 100% cotone con trattamento permanente ritardante di fiamma PROBAN®.




TROUSERS · 21905136

SIZES	48	50	52	54	56
	M	M/L	L	XL	XXL



APRON · 21905176


ONE-SIZE-FITS-ALL



Palm and back in full grain leather
Split leather cuff

FOR TIG · 21905133


SIZES	09	10
-------	----	----



Palm and back in full grain leather with reinforced stitching · Split leather cuff

FOR MIG/MMA · 21905134

SIZES	10	11
-------	----	----



Palm, back and cuff in splith leather

SPLIT LEATHER · 21905177

ONE-SIZE-FITS-ALL



Protection class: S3 HRO SCR
CE EN ISO 20345:2011

SHOES · 21905149

SIZES	39	40	41	42	43	44	45	46	47
-------	----	----	----	----	----	----	----	----	----



TECHNICAL FEATURES

- Upper: black leather water penetration resistant
- Lining: 3D mesh
- Safety Toecap: composite. 200J resistant cap
- Outsole: PU/Rubber. Heat resistant up to 300°C. Anti-slip. Oil resistant. Anti-static.
- Heel: shock absorber
- Composite Toe Cap (non metallic). Lighter shoes
- Non-metallic Plate. More flexibility

FUME EXTRACTORS



MFE-HD + Armotech

99900232

MFE + Armotech

99900235

PFE

99900230

MFE-HD + Armoflex

99900233

MFE + Armoflex

99900231

	MFE - HD Mobile fume extractor Heavy Duty	MFE Mobile fume extractor	PFE Portable fume extractor
Input Voltage (1ph)	230V 50Hz	230V 50Hz	230V 50Hz
Hose	Rigid - ARMOTECH 160/3 Flexible - ARMOFLEX 160/3	Rigid - ARMOTECH 160/3 Flexible - ARMOFLEX 160/3	Flexible
Hose Ø	160 mm	160 mm	55 mm
Hose Length	3000 mm	3000 mm	2000 mm
Motor Power	1,1 KW	1,1 KW	1,1 KW
Airflow	2500 m³/h	2500 m³/h	250 m³/h
Extraction Capacity	1480 m³/h	1400 m³/h	110 m³/h
Filter Type	HEPA Filter Light-Medium Duty Cycle	HEPA Filter Light-Medium Duty Cycle	3 Stage Filter Antispark filter Cartridge filter Active Carbon Filter
Filtration Efficiency	99.5%	99%	99%
Noise Level	<= 70 dBA	74 dBA	72 dBA
Dimensions (LxWxH)	600x800x1200 mm (without arm)	1100x523x830 mm (without arm)	520x255x470 mm (without arm)
Box (LxWxH)	1200x1050x800 mm	1560x550x1200 mm	800x600x4 50 mm
Weight box/net	130/105 Kg	115/85 Kg	23/20 Kg


FILTERING SECTION AND CONFIGURATIONS

MFE-HD



FILTERING SECTION

1	99900239	METALLIC FILTER CELL Material: Aluminum fiber Regeneration: washable	Dim.: 485x592x12 mm
2	99900240	CORRUGATED FILTER CELL Material: Polyester fiber Regeneration: by Shaking	Dim.: 490x592x98 mm
3	99900238	RIGID HEPA MICROFIBER Material: Glass fiber EU12 Regeneration: NO (needs replacement)	Dim.: 490x592x592 mm



CONFIGURATIONS

Fume Extractor also available with
 Aspiratore fumo disponibile anche con
ARMOFLEX 160/3

code **99900233**



OPTIONAL




ACTIVATED CARBON FILTER
 Dimens.: 292x648x48 mm
99900241

MFE



FILTERING SECTION

1	99900236	METALLIC FILTER CELL Material: Aluminum fibre Regeneration: washable	Dim.: 485x485x12 mm
2	99900237	CORRUGATED FILTER CELL Material: Polyester fiber Regeneration: by Shaking	Dim.: 490x592x48 mm
3	99900238	RIGID HEPA MICROFIBER Material: Glass fiber EU12 Regeneration: NO (needs replacement)	Dim.: 490x592x592 mm



CONFIGURATIONS

Fume Extractor also available with
 Aspiratore fumo disponibile anche con
ARMOFLEX 160/3

code **99900231**



PFE



FILTERING SECTION

1	99900242	Anti-sparks metallic filter	Dim.: 240x337x12 mm
2	99900243	Filter cartridge - efficiency 99%	Dim.: Ø 195mm · L=28 mm
3	99900244	Carbon filter	Dim.: 240x292 mm

