



SAFETY



Helvi Sp.A.

Viale Galileo Galilei, 123 - 36066 - Sandrigo (VI) Italy · Tel. (+39) 0444 666999 - Fax (+39) 0444 750070

www.helvi.com - info@helvi.com

WELDING MASKS



STORM VISION 4.1
21905151



VISION 4.1
21905147



SKY 4.0
21905148



VISION 2.1
21905100



SKY 2.0
21905125



RESPIRATOR SPECIFICATIONS ONLY FOR STORM VISION 4.1

2 levels airflow rate: **170 lpm** and **210 lpm**
Filter efficiency: **99,97%** · Battery duration: **9 h (170 lpm)**
Battery charge time: **1 h** · Weight: **1kg** · Approval: **EN12941- TH**



| | STORM VISION 4.1 | VISION 4.1 | SKY 4.0 | VISION 2.1 | SKY 2.0 |
|-----------------------------------|--------------------------------------|--------------------------------------|--------------------------------------|--|----------------------------------|
| Optical class | 1/1/1 | 1/1/1 | 1/1/2 | 1/1/2 | 1/1/2 |
| Filter size | 133 x 114 x 9 mm | 133 x 114 x 9 mm | 110 x 90 x 10 mm | 110 x 90 x 9 mm | 110 x 90 x 9 mm |
| Viewing Area | 97 x 62 mm | 97 x 62 mm | 100 x 53 mm | 98 x 44 mm | 98 x 42 mm |
| Sensors | 4 | 4 | 4 | 2 | 2 |
| Light shade | 3.5 | 3.5 | 4 | 3.5 | 4 |
| Darkness shade | DIN 5 - 8 / 9 - 13 | DIN 5 - 8 / 9 - 13 | DIN 5 - 8 / 9 - 13 | DIN 9 - 13 | DIN 9 - 13 |
| Grinding mode | YES · DIN 4 fixed | YES · DIN 4 fixed | YES | YES | YES |
| Protection adjustment | Internal (variable shade) | Internal (variable shade) | External (variable shade) | Internal (variable shade) | External (variable shade) |
| UV/IR protection | Up to DIN 16 | Up to DIN 16 | Up to DIN 16 | Up to DIN 16 | Up to DIN 16 |
| Switching time from dark to light | 1/25000 s | 1/25000 s | 1/25000 s | 1/16000 s | 1/25000 s |
| Switching time from light to dark | 0.05 - 1.0 s | 0.05 - 1.0 s | 0.1 - 1.0 s | 0.1 - 1.0 s | 0.1 - 1.0 s |
| Sensitivity / Delay | Adjustable by infinite knob | Adjustable by infinite knob | Adjustable by infinite knob | Adjustable by infinite knob | Adjustable by infinite knob |
| Power supply | Solar cells + 2 CR2450 Lithium batt. | Solar cells + 2 CR2450 Lithium batt. | Solar cells + 1 CR2450 Lithium batt. | Solar cells + 2 Alkaline AAA batteries | Solar cells + 1 CR2032 batteries |
| ON/OFF | Manual ON · Auto OFF | Manual ON · Auto OFF | Auto ON/OFF | Auto ON/OFF | Auto ON/OFF |
| Low battery alarm | YES · Red pilot lamp | YES · Red pilot lamp | YES · Red pilot lamp | YES · Red pilot lamp | YES · Red pilot lamp |
| MIN Amp/TIG rating | ≥ 2A AC/DC | ≥ 2A AC/DC | ≥ 5A AC/DC | ≥ 5A AC/DC | ≥ 10A AC/DC |
| SPARE PARTS AVAILABLE | STORM VISION 4.1 | VISION 4.1 | SKY 4.0 | VISION 2.1 | SKY 2.0 |
| External Glass | 21905076 · 133 x 114 x 1 mm | 21905076 · 133 x 114 x 1 mm | 21905168 · 120 x 104 x 1 mm | 21905077 · 114 x 100 x 1,5 mm | 21905128 · 177 x 104 mm |
| Internal Glass | 21905079 · 96,9 x 65,7 x 1 mm | 21905079 · 96,9 x 65,7 x 1 mm | 21905169 · 105,6 x 58 x 0,8 mm | 21905078 · 95,9 x 47,2 x 1 mm | 21905129 · 101 x 49 mm |

WELDING CLOTHING



Made of 100% cotton with permanent treatment PROBAN® flame retardant.



JACKET · 21905135

| SIZES | 48 | 50 | 52 | 54 | 56 |
|-------|----|-----|----|----|-----|
| | M | M/L | L | XL | XXL |



Made of 100% cotton with permanent treatment PROBAN® flame retardant.




TROUSERS · 21905136

| SIZES | 48 | 50 | 52 | 54 | 56 |
|-------|----|-----|----|----|-----|
| | M | M/L | L | XL | XXL |



APRON · 21905176


ONE-SIZE-FITS-ALL



Palm and back in full grain leather
Split leather cuff

FOR TIG · 21905133


| SIZES | 09 | 10 |
|-------|----|----|
|-------|----|----|



Palm and back in full grain leather with reinforced stitching · Split leather cuff

FOR MIG/MMA · 21905134

| SIZES | 10 | 11 |
|-------|----|----|
|-------|----|----|



Palm, back and cuff in splith leather

SPLIT LEATHER · 21905177

ONE-SIZE-FITS-ALL



Protection class: S3 HRO SCR
CE EN ISO 20345:2011

SHOES · 21905149

| SIZES | 39 | 40 | 41 | 42 | 43 | 44 | 45 | 46 | 47 |
|-------|----|----|----|----|----|----|----|----|----|
|-------|----|----|----|----|----|----|----|----|----|



TECHNICAL FEATURES

- Upper: black leather water penetration resistant
- Lining: 3D mesh
- Safety Toecap: composite. 200J resistant cap
- Outsole: PU/Rubber. Heat resistant up to 300°C. Anti-slip. Oil resistant. Anti-static.
- Heel: shock absorber
- Composite Toe Cap (non metallic). Lighter shoes
- Non-metallic Plate. More flexibility

FUME EXTRACTORS



MFE-HD + Armotech

99900232

MFE + Armotech

99900235

PFE

99900230

MFE-HD + Armoflex

99900233

MFE + Armoflex

99900231

| | MFE - HD Mobile fume extractor Heavy Duty | MFE Mobile fume extractor | PFE Portable fume extractor |
|------------------------------|---|---|---|
| Input Voltage (1ph) | 230V 50Hz | 230V 50Hz | 230V 50Hz |
| Hose | Rigid - ARMOTECH 160/3 Flexible - ARMOFLEX 160/3 | Rigid - ARMOTECH 160/3 Flexible - ARMOFLEX 160/3 | Flexible |
| Hose Ø | 160 mm | 160 mm | 55 mm |
| Hose Length | 3000 mm | 3000 mm | 2000 mm |
| Motor Power | 1,1 KW | 1,1 KW | 1,1 KW |
| Airflow | 2500 m³/h | 2500 m³/h | 250 m³/h |
| Extraction Capacity | 1480 m³/h | 1400 m³/h | 110 m³/h |
| Filter Type | HEPA Filter Light-Medium Duty Cycle | HEPA Filter Light-Medium Duty Cycle | 3 Stage Filter Antispark filter Cartridge filter Active Carbon Filter |
| Filtration Efficiency | 99.5% | 99% | 99% |
| Noise Level | <= 70 dBA | 74 dBA | 72 dBA |
| Dimensions (LxWxH) | 600x800x1200 mm (without arm) | 1100x523x830 mm (without arm) | 520x255x470 mm (without arm) |
| Box (LxWxH) | 1200x1050x800 mm | 1560x550x1200 mm | 800x600x4 50 mm |
| Weight box/net | 130/105 Kg | 115/85 Kg | 23/20 Kg |


FILTERING SECTION AND CONFIGURATIONS

MFE-HD



FILTERING SECTION

| | | | |
|---|----------|--|----------------------|
| 1 | 99900239 | METALLIC FILTER CELL Material: Aluminum fiber Regeneration: washable | Dim.: 485x592x12 mm |
| 2 | 99900240 | CORRUGATED FILTER CELL Material: Polyester fiber Regeneration: by Shaking | Dim.: 490x592x98 mm |
| 3 | 99900238 | RIGID HEPA MICROFIBER Material: Glass fiber EU12 Regeneration: NO (needs replacement) | Dim.: 490x592x592 mm |



CONFIGURATIONS

Fume Extractor also available with
Aspiratore fumo disponibile anche con
ARMOFLEX 160/3

code **99900233**



OPTIONAL




ACTIVATED CARBON FILTER
Dimens.: 292x648x48 mm
99900241

MFE



FILTERING SECTION

| | | | |
|---|----------|--|----------------------|
| 1 | 99900236 | METALLIC FILTER CELL Material: Aluminum fibre Regeneration: washable | Dim.: 485x485x12 mm |
| 2 | 99900237 | CORRUGATED FILTER CELL Material: Polyester fiber Regeneration: by Shaking | Dim.: 490x592x48 mm |
| 3 | 99900238 | RIGID HEPA MICROFIBER Material: Glass fiber EU12 Regeneration: NO (needs replacement) | Dim.: 490x592x592 mm |



CONFIGURATIONS

Fume Extractor also available with
Aspiratore fumo disponibile anche con
ARMOFLEX 160/3

code **99900231**



PFE



FILTERING SECTION

| | | | |
|---|----------|-----------------------------------|-------------------------|
| 1 | 99900242 | Anti-sparks metallic filter | Dim.: 240x337x12 mm |
| 2 | 99900243 | Filter cartridge - efficiency 99% | Dim.: Ø 195mm · L=28 mm |
| 3 | 99900244 | Carbon filter | Dim.: 240x292 mm |

